

Through Courier

QTL/S&L/S-01/15/1771

July 13, 2015

**BSE Limited**  
**Phiroze Jee Jee Bhoy Towers**  
**Dalal Street**  
**Mumbai - 400001**

**Sub: Shareholding Pattern for the quarter ended June 30, 2015**  
**(SCRIP CODE – 511116)**


Dear Sir,

Pursuant to clause 35 of the Listing Agreement entered with the Stock Exchange, please find enclosed herewith the Shareholding Pattern along with the annexure for the quarter ended June 30, 2015.

This is for information and records, please.

Thanking you,

Yours faithfully,  
For **QUADRANT TELEVENTURES LIMITED**

  
(AMIT VERMA)  
COMPANY SECRETARY  
MEMBERSHIP NO.:27981



<b>(I)(a) Statement showing Shareholding Pattern</b>			
<b>Name of the Company: Quadrant Televentures Limited</b>			
<b>Scrip Code, Name of the scrip, class of security:- 511116 (Equity)</b>			
<b>Quarter ended: June 30, 2015</b>			
<b>Partly paid-up shares:-</b>	<b>No. of partly paid-up shares</b>	<b>As a % of total no. of partly paid-up shares</b>	<b>As a % of total no. of shares of the Company</b>
Held by Promoter/ Promoter Group	0	0	0
Held by Public	0	0	0
<b>Total (D)</b>	<b>0</b>	<b>0</b>	<b>0</b>
<b>Outstanding convertible securities:-</b>	<b>No. of outstanding securities</b>	<b>As a % of total no. of outstanding convertible securities</b>	<b>As a % of total no. of shares of the Company, assuming full conversion of the convertible securities</b>
Held by Promoter/ Promoter Group	0	0	0
Held by Public	0	0	0
<b>Total (E)</b>	<b>0</b>	<b>0</b>	<b>0</b>
<b>Warrants:-</b>	<b>No. of warrants</b>	<b>As a % of total no. of warrant</b>	<b>As a % of total no. of shares of the Company, assuming full conversion of Warrants</b>
Held by Promoter/ Promoter Group	0	0	0
Held by Public	0	0	0
<b>Total (F)</b>	<b>0</b>	<b>0</b>	<b>0</b>
<b>Total paid-up capital of the Company, assuming full conversion of warrants and convertible securities</b>			<b>Rs.61,22,60,268/- (Being 61,22,60,268 equity shares of Rs.1/- each)</b>



**Statement Showing Shareholding Pattern as on June 30, 2015**

**Table I(a)**

Category code	Category of Shareholder	Number of Shareholders	Total number of shares	Number of shares held in dematerialized form	Total shareholding as a percentage of total number of shares		Shares Pledged or otherwise encumbered	
					AS A % OF (A+B)	AS A % OF (A+B+C)	Number of shares	As a percentage (IX)= (VIII)/(IV)*100
					(VI)	(VII)	(VIII)	(IX)
(I)	(II)	(III)	(IV)	(V)	(VI)	(VII)	(VIII)	(IX)
<b>A.</b>	<b>SHAREHOLDING OF PROMOTER AND PROMOTER GROUP</b>							
1.	INDIAN							
a.	INDIVIDUALS/HINDU UNDIVIDED FAMILY	0	0	0	0.0000	0.0000	0	0.0000
b.	CENTRAL GOVERNMENT/ STATE GOVERNMENT(S)	0	0	0	0.0000	0.0000	0	0.0000
c.	BODIES CORPORATE	1	326705000	326705000	53.3605	53.3605	218704937	66.9426
d.	FINANCIAL INSTITUTIONS/ BANKS	0	0	0	0.0000	0.0000	0	0.0000
e.	ANY OTHER							
	<b>SUB - TOTAL (A)(1)</b>	<b>1</b>	<b>326705000</b>	<b>326705000</b>	<b>53.3605</b>	<b>53.3605</b>	<b>218704937</b>	<b>66.9426</b>
2.	FOREIGN							
a.	INDIVIDUAL (NON RESIDENT INDIVIDUALS/FOREIGN INDIVIDUALS)	0	0	0	0.0000	0.0000	0	0.0000
b.	BODIES CORPORATE	0	0	0	0.0000	0.0000	0	0.0000
c.	INSTITUTIONS	0	0	0	0.0000	0.0000	0	0.0000
d.	QUALIFIED FOREIGN INVESTOR	0	0	0	0.0000	0.0000	0	0.0000
e.	ANY OTHER							
	<b>SUB - TOTAL (A)(2)</b>	<b>0</b>	<b>0</b>	<b>0</b>	<b>0.0000</b>	<b>0.0000</b>	<b>0</b>	<b>0.0000</b>
	<b>TOTAL SHARE HOLDING OF PROMOTER AND PROMOTER GROUP (A) = (A)(1)+(A)(2)</b>	<b>1</b>	<b>326705000</b>	<b>326705000</b>	<b>53.3605</b>	<b>53.3605</b>	<b>218704937</b>	<b>66.9426</b>
<b>B.</b>	<b>PUBLIC SHAREHOLDING</b>							
1.	INSTITUTIONS							
a.	MUTUAL FUNDS/UTI	0	0	0	0.0000	0.0000	NA	NA
b.	FINANCIAL INSTITUTIONS/ BANKS	7	182361468	182361468	29.7850	29.7850	NA	NA
c.	CENTRAL GOVERNMENT/ STATE GOVERNMENT(S)	0	0	0	0.0000	0.0000	NA	NA
d.	VENTURE CAPITAL FUNDS	0	0	0	0.0000	0.0000	NA	NA
e.	INSURANCE COMPANIES	0	0	0	0.0000	0.0000	NA	NA



f.	FOREIGN INSTITUTIONAL INVESTORS	1	125000	125000	125000	0.0204	0.0204	0.0204	NA	NA
B.	FOREIGN VENTURE CAPITAL INVESTORS	0	0	0	0	0.0000	0.0000	0.0000	NA	NA
h.	QUALIFIED FOREIGN INVESTOR	0	0	0	0	0.0000	0.0000	0.0000	NA	NA
i.	ANY OTHER									
	<b>SUB - TOTAL (B)(1)</b>	<b>8</b>	<b>182486468</b>	<b>182486468</b>	<b>182486468</b>	<b>29.8054</b>	<b>29.8054</b>	<b>29.8054</b>	<b>NA</b>	<b>NA</b>
2.	NON-INSTITUTIONS									
a.	BODIES CORPORATE	325	75777598		75261289	12.3767	12.3767	12.3767	NA	NA
b.	INDIVIDUALS -									
	I INDIVIDUAL SHAREHOLDERS HOLDING NOMINAL SHARE CAPITAL UPTO RS. 1 LAKH	14214	19063890		18439441	3.1137	3.1137	3.1137	NA	NA
	II INDIVIDUAL SHAREHOLDERS HOLDING NOMINAL SHARE CAPITAL IN EXCESS OF RS. 1 LAKH	25	5303393		5303393	0.8662	0.8662	0.8662	NA	NA
c.	QUALIFIED FOREIGN INVESTOR	0	0		0	0.0000	0.0000	0.0000	NA	NA
d.	ANY OTHER									
	CLEARING MEMBERS	13	18140		18140	0.0030	0.0030	0.0030	NA	NA
	HINDU UNDIVIDED FAMILIES	357	2424432		2424432	0.3960	0.3960	0.3960	NA	NA
	NON RESIDENT INDIANS	71	477233		474743	0.0779	0.0779	0.0779	NA	NA
	OVERSEAS CORPORATE BODIES	1	2775		0	0.0005	0.0005	0.0005	NA	NA
	TRUST	1	1339		1339	0.0002	0.0002	0.0002	NA	NA
	<b>SUB - TOTAL (B)(2)</b>	<b>15007</b>	<b>103068800</b>		<b>101922777</b>	<b>16.8341</b>	<b>16.8341</b>	<b>16.8341</b>	<b>NA</b>	<b>NA</b>
	<b>TOTAL PUBLIC SHAREHOLDING (B) = (B)(1)+(B)(2)</b>	<b>15015</b>	<b>28555268</b>		<b>284409245</b>	<b>46.6395</b>	<b>46.6395</b>	<b>46.6395</b>	<b>NA</b>	<b>NA</b>
	<b>TOTAL (A)+(B)</b>	<b>15016</b>	<b>612260268</b>		<b>611114245</b>	<b>100.0000</b>	<b>100.0000</b>	<b>100.0000</b>	<b>218704937</b>	<b>35.7209</b>
C.	SHARES HELD BY CUSTODIANS AND AGAINST WHICH DEPOSITORY RECEIPTS HAVE BEEN ISSUED									
	Promoter and Promoter Group	0	0		0	0.0000	0.0000	0.0000	NA	NA
	Public	0	0		0	0.0000	0.0000	0.0000	NA	NA
	<b>TOTAL CUSTODIAN (C)</b>	<b>0</b>	<b>0</b>		<b>0</b>	<b>0.0000</b>	<b>0.0000</b>	<b>0.0000</b>	<b>NA</b>	<b>NA</b>
	<b>GRAND TOTAL (A)+(B)+(C)</b>	<b>15016</b>	<b>612260268</b>		<b>611114245</b>	<b>100.0000</b>	<b>100.0000</b>	<b>100.0000</b>	<b>218704937</b>	<b>35.7209</b>





**QUADRANT TELEVENTURES LIMITED**

(I)(b) Statement showing holding of securities (including shares, warrants, convertible securities) of persons belonging to the category "Promoter and Promoter Group" - June 30, 2015


Sr.No	Name of the shareholder	Details of Shares held		Encumbered shares (*)		Details of warrants		Details of convertible securities		Total shares (including underlying shares assuming full conversion of warrants and convertible securities) as a % of diluted	
		No. of Shares held	As a % of grand total (A)+(B)+(C)	No. of Shares held	As a percentage (VI)/(III)*100	Number of warrants held	As a % total number of warrants of the same class	Number of convertible securities held	As a % total number of convertible securities of the same class		
(I)	(II)	(III)	(IV)	(V)	(VI)= (V)/(III)*100	(VII)	(VIII)	(IX)	(X)	(XI)	(XII)
1	QUADRANT ENTERPRISES PRIVATE LIMITED	326705000	53.3605	218704937	66.9426	35.7209	0	0.0000	0	0.0000	53.3605
	<b>TOTAL</b>	<b>326705000</b>	<b>53.3605</b>	<b>218704937</b>	<b>66.9426</b>	<b>35.7209</b>	<b>0</b>	<b>0.0000</b>	<b>0</b>	<b>0.0000</b>	<b>53.3605</b>



## QUADRANT TELEVENTURES LIMITED

(i)(c)(i) Statement showing holding of securities (including shares, warrants, convertible securities) of persons belonging to the category "Public" and holding more than 1% of the total number of shares - June 30, 2015


Sr.No	Name of the shareholder	No. of Shares held	Shares as a percentage of total number of shares {i.e., Grand Total (A)+(B)+(C) indicated in Statement at para(l)(a) above}	Details of warrants		Details of convertible securities		Total shares (including underlying shares assuming full conversion of warrants and convertible securities) as a % of diluted share capital
				Number of warrants held	As a % total number of warrants of the same class	Number of convertible securities held	% w.r.t total number of convertible securities of the same class	
1	IDBI BANK LTD.	118271641	19.3172	0	0.0000	0	0.0000	19.3172
2	ORIENTAL BANK OF COMMERCE	22977832	3.7530	0	0.0000	0	0.0000	3.7530
3	MANTU HOUSING PROJECTS LTD.	21000000	3.4299	0	0.0000	0	0.0000	3.4299
4	ORIENTAL BANK OF COMMERCE	15047721	2.4577	0	0.0000	0	0.0000	2.4577
5	MASITIA CAPITAL SERVICES LTD	13015565	2.1258	0	0.0000	0	0.0000	2.1258
6	KOTAK MAHINDRA BANK LTD.	11871038	1.9389	0	0.0000	0	0.0000	1.9389
7	MOOLSONS HOLDINGS PRIVATE LIMITED	7305179	1.1931	0	0.0000	0	0.0000	1.1931
8	LIFE INSURANCE CORPORATION OF INDIA	10772205	1.7594	0	0.0000	0	0.0000	1.7594
	<b>TOTAL</b>	<b>220261181</b>	<b>35.9751</b>	<b>0</b>	<b>0.0000</b>	<b>0</b>	<b>0.0000</b>	<b>35.9751</b>



**QUADRANT TELEVENTURES LIMITED**

(l)(c)(ii) Statement showing holding of securities (including shares, warrants, convertible securities) of persons (together with PAC) belonging to category "Public" and holding more than 5% of the total number of Shares of the Company - June 30, 2015


Sr.No	Name(s) of the shareholder(s) and the Persons acting in Concert (PAC) with them	No. of Shares held	Shares as a percentage of total number of shares {i.e., Grand Total (A)+(B)+(C) indicated in Statement at para(l)(a) above}	Details of warrants		Details of convertible securities		Total shares (including underlying shares assuming full conversion of warrants and convertible securities) as a % of diluted share capital
				Number of warrants held	As a % total number of warrants of the same class	Number of convertible securities held	% w.r.t total number of convertible securities of the same class	
1	IDBI BANK LTD.	118271641	19.3172	0	0.0000	0	0.0000	19.3172
	<b>TOTAL</b>	<b>118271641</b>	<b>19.3172</b>	<b>0</b>	<b>0.0000</b>	<b>0</b>	<b>0.0000</b>	<b>19.3172</b>



**QUADRANT TELEVENTURES LIMITED**

(I)(d) Statement Showing Details of Locked-In Shares - June 30, 2015

Sr.No	Name of the shareholder	Number of Locked In Shares	Locked-In Shares As A % Of Total Number of Shares {i.e., Grand Total (A)+(B)+(C) Indicated in Statement at Para (I)(a) Above}	Promoter / Promoter Group / Public
	NIL	NIL	NIL	NIL





**QUADRANT TELEVENTURES LIMITED**

(II)(a) Statement Showing Details of Depository Receipts (DRs) - June 30, 2015

Sr.No	Type of Outstanding DR (ADRs, GDRs, SDRs,etc.)	Number of Outstanding DRs	Number of Shares Underlying Outstanding DRs	Shares Underlying Outstanding DRs As A % OF Total Number of Shares (i.e., Grand Total (A)+(B)+(C) Indicated in Statement at Para (I)(a) Above}
	NIL			



**QUADRANT TELEVENTURES LIMITED**

(II)(b) Statement showing holding of Depository Receipts (DRs), where underlying shares held by Promoter/Promoter

Group are in excess of 1% of the total number of shares - June 30, 2015

Sr.No	NAME OF THE DR HOLDER	Type of Outstanding DR (ADRs, GDRs, SDRs, etc.)	Number of Shares Underlying Outstanding DRs	Shares Underlying Outstanding DRs As A % OF Total Number of Shares {i.e., Grand Total (A)+(B)+(C) Indicated in Statement at Para (I)(a) Above}
	NIL			



